

## VK0100

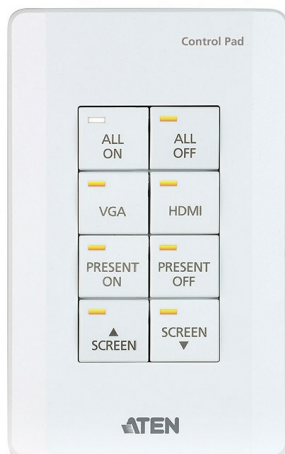
ATEN Control System - 8-button Control Pad (US, 1 Gang)



The VK0100 is a fully-customizable 8-button Control Pad that integrates a controller with a keypad as an all-in-one solution. Aimed for small / medium meeting room or classroom control, the VK0100 offers a ready-to-use solution that easily connects the devices, configures via the intuitive [VK6000](#) Configurator Software, and flexibly customizes keypad button functions and layout to fulfill most applications.

The [ATEN Control System](#) is an [Ethernet-based management system](#) that connects all the hardware devices found in a room for centralized control effortlessly. The VK0100 Control Pad not only plays the role as the main controller that connects the hardware devices, but also acts as a control interface with customizable buttons and layout. Created with flexibility in mind, the one-gang Control Pad can be laid out in 14 different combinations of 4 to 8 buttons that snap together as easy as Lego. By connecting to the local network, users will find it's effortless using [VK6000](#) software to configure the desired control of any connected device from the Control Pad. With the ready-to-go combo Control Pad, users have instant and smart control of the facilities from a Control Pad that can manage any device in the room.

White Front view




Black Front view



Rear view



Note: This model is also available in black color – Part number: VK01001, which is a built-to-order product. To place an order, please contact your regional ATEN representative.



Custom button placement on the Control Pad can be set in 14 different combinations of 4 to 8 buttons. The example above shows the 10 most commonly used.

**Ergonomic support with flexible mounting via VK101**

ATEN has released [VK101](#), an ergonomically designed, US-type, 1-Gang tabletop kit compatible with the VK0100, to further enhance the ease-of-use and installation flexibility of the control pad. [VK101](#) is sold separately.



Ergonomically tilts VK0100 at an angle to reduce the force needed when one presses keys while delivering easy cable arrangement



Enables flexible installation for either placement on the table or mounting on the wall

## Features

- Supports various interface connections:
  - 2 x RS-232 ports
  - 2 x Relay channels
  - 1 x Digital input channel
  - 1 x Ethernet port
- Fully customizable with 14 layout combinations of 4 to 8 buttons
- Available in black or white color
- Web Viewer – integrated with 3rd-party systems or any web-based console for easier room equipment management
- Supports IEEE 802.1x authentication protocol for enhanced network security
- Supports native KNX IP for building management systems
- TCP, UDP, Telnet, HTTP, HTTPS, WebSocket, ONVIF, and PJLink compliant
- Supports Modbus protocol – enables integration with Modbus devices, including TCP, RTU and its checksum data
- Supports Telnet CLI (command-line interface) mode for third-party system integration
- Supports project file backup<sup>1</sup>
- Web GUI for easy system configuration
- Supports SSH communication for data monitoring<sup>2</sup>
- LED indication of connection and hardware status
- Dual-color LEDs for clear indication in dark environments
- Redundant power supplies – Power over Ethernet (PoE) and DC 5V (optional)
- Customized button engraving service
- Allows for remote control via mobile device<sup>3</sup>
- Supports centralized control and management by [ATEN Unizon™](#)
- Flexible installation made easier with [VK101](#) tabletop kit, allowing for device mounting on the table or to the wall<sup>4</sup>

### Note:

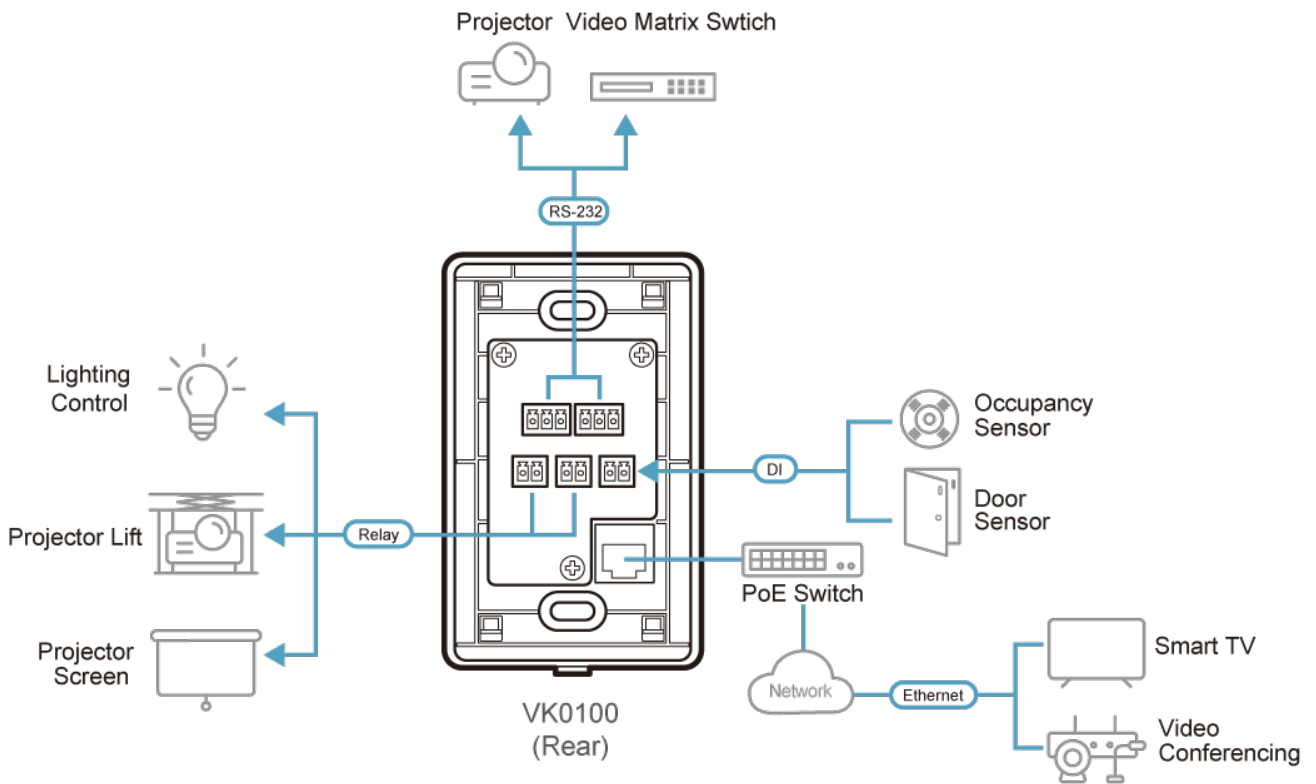
1. Each ATEN Control Box is capable of backing up one project file.
2. The SSH protocol can be used for monitoring the receiving/transmission data of the Control Pad.
3. Mobile device control requires a license. Please refer to the Specifications or contact your local sales representative for more details about licenses.
4. When the VK1010 is mounted on the [VK101](#), power is supplied only through PoE.

**Specifications**

Interfaces	
Keypad Layout	4-8 buttons customizable in 14 keypad layouts
Serial	<ul style="list-style-type: none"> <li>• 2 x Bi-directional RS-232 Port (2 x 3-Pole Terminal Block Connector);               <ul style="list-style-type: none"> <li>– Baud Rate: 300 to 115200 (default: 9600);</li> <li>– Data Bit: 8 (default) or 7;</li> <li>– Stop Bit: 1 (default) or 2;</li> <li>– Parity: None (default), even or odd</li> </ul> </li> </ul>
Relay	<ul style="list-style-type: none"> <li>• 2 x Relay Channel (2 x 2-Pole Terminal Block Connector);</li> <li>• Normally open, isolated Relays;</li> <li>• Contact Rating: Max 24 VDC, 1A</li> </ul>
I/O	<ul style="list-style-type: none"> <li>• 1 x Digital Input Channel (1 x 2-Pole Terminal Block Connector);               <ul style="list-style-type: none"> <li>– VDC Mode</li> </ul> </li> <li>Input Voltage Range: 0 to 5 VDC;</li> <li>Programmable Range: 1 to 5 VDC;               <ul style="list-style-type: none"> <li>– Dry Contact Mode</li> </ul> </li> <li>Pull-up 2k ohms to + 5 VDC</li> </ul>
Ethernet	<ul style="list-style-type: none"> <li>• 1 x RJ-45 Female, 10/100Base-T</li> <li>• Supported Protocol: ARP, ICMP, TCP/IP, DHCP, HTTPS, SSH</li> <li>• DHCP-enabled. The following default IP settings will be used if no IP is assigned within 30 seconds: IP: 192.168.0.60 Subnet Mask: 255.255.255.0</li> </ul>
Switches	
Controller ID	1 x 16-segment Switch
Reset Button	1 x Semi-recessed Pushbutton
Power Consumption	DC5V:1.1W:5BTU/h POE:1.375W:6BTU/h  Note: <ul style="list-style-type: none"> <li>● The measurement in Watts indicates the typical power consumption of the device with no external loading.</li> <li>● The measurement in BTU/h indicates the power consumption of the device when it is fully loaded.</li> </ul>
Environmental	
Operating Temperature	0 – 50°C
Storage Temperature	-20 – 60°C
Humidity	0 - 80% RH, Non-Condensing
Physical Properties	
Housing	Plastic
Weight	0.16 kg ( 0.35 lb )
Dimensions (L x W x H)	11.63 x 7.06 x 4.80 cm (4.58 x 2.78 x 1.89 in.)
License	
Max. No. Allowed	10 licenses
Note	Each time a mobile device connects to an ATEN Control Pad for remote control, one license on the Control Pad will be occupied. To purchase and add additional licenses to your ATEN Control Pad, contact your local sales representative for more information.
Note	For some of rack mount products, please note that the standard physical dimensions of WxDxH are expressed using a LxWxH format.

Diagram

► **Simple Solution**  
With VK0100 Control Pad



**ATEN International Co., Ltd.**

3F., No.125, Sec. 2, Datong Rd., Sijhih District., New Taipei City 221, Taiwan  
 Phone: 886-2-8692-6789 Fax: 886-2-8692-6767  
 www.aten.com E-mail: marketing@aten.com



© Copyright 2015 ATEN® International Co., Ltd.  
 ATEN and the ATEN logo are trademarks of ATEN International Co., Ltd.  
 All rights reserved. All other trademarks are the property of their respective owners.