

UC9020

StreamLive™ HD All-in-one Multi-channel AV Mixer



-
-

OnAir™ App
Applications

Be A Pro

Pro-level livestreaming made easy

LIVE 6.68K


UC9020

StreamLIVE™ HD

All-in-one Multi-channel AV Mixer



*iPad not included



All-in-one, Made as Simple as Possible

Create a professional, dynamic multi-camera production with the UC9020 StreamLIVE™ HD. It is the simplest, all-in-one TV-quality livestreaming studio that is small in size and big on capability. Everything you need for livestreaming is ready to just plug-n-play. No computer, monitor, or complicated software settings necessary. Capture, stream, and switch between two full HD video inputs over the Internet and instantly take your video production to the next level.



Intuitive, from Start to Finish

Every inch of StreamLIVE™ HD has been optimized for the easiest operation, including the hardware control panel and the powerful yet sophisticated control APP, that turns your iPad into a touch interface for controlling, preview monitoring, real-time editing, and arranging multi-elements into program mixing. You can switch and mix video/audio, change settings and effects, and save up to 8 scenes for quick switching.

For detailed iPad compatibility please refer to specifications.

* iPad not included

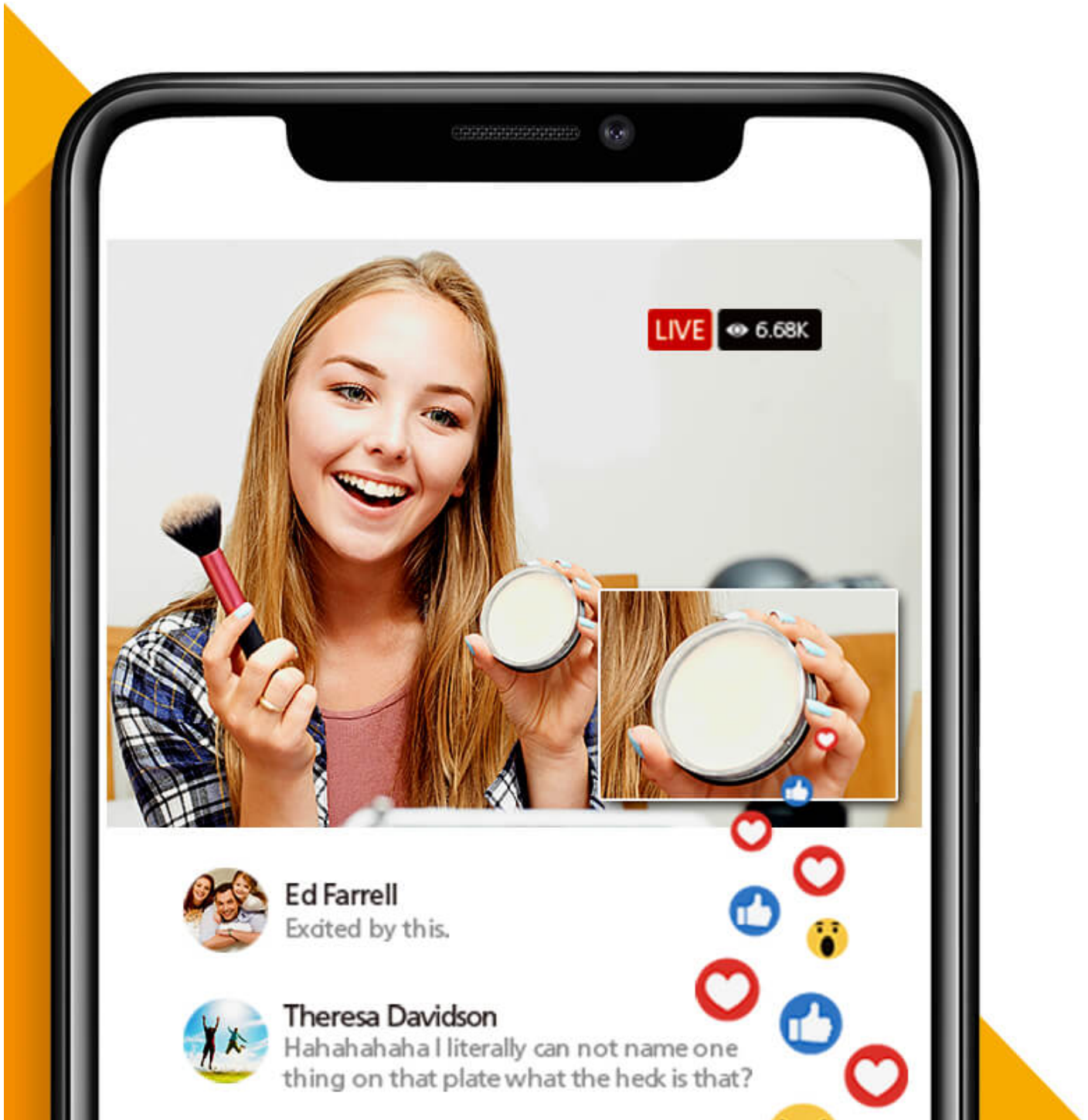


ATEN OnAir™ App

Audio Level Monitoring

Dedicated Transition T-bar

Scene Mode Switching



Go LIVE, to Every Major Platform Anywhere

With the built-in encoder and streaming server, all you need to do is connect to your video sources and network. StreamLIVE™ HD is compatible with every major platform and can livestream to two platforms at the same time virtually anywhere, including Facebook, YouTube, Vimeo, Livestream or any custom RTMP destination, all in high-quality full HD.
 Facebook . Youtube . Live Stories . Periscope . Meerkat . YouKnow . Twitter .
 Vimeo

Goodbye, Post-Production

Your iPad becomes your personal video editing suite. With the ATEN OnAir™ App, you can design and preset up to 8 custom scenes with the intuitive touchscreen interface and custom scene editor. Combine, crop, and scale video to make outstanding PnP layouts. Add transparent png images, backgrounds, and text overlays with professional-looking effects. The scene presets can be exported and shared with your community to other StreamLIVE™ HD systems.



Contact Us

Get a quote for this product or get in touch with our sales experts

[Get Quote](#)

[Contact Sales](#)

1.9kg, That's Everything You Need for Streaming

Designed to simplify your video production workflow, StreamLIVE™ HD is not only all-in-one to reduce equipment and cabling that you need to carry for streaming, but also compact in size with extreme portability. It is just so easy to setup and transport. You will be relieved from heavy equipment and complex setups. Use StreamLIVE™ HD whenever you need to stream and it will become your indispensable companion for live video production.



Stream Capture for Easy Stream Recordings

ATEN Stream to USB software lets you add StreamLIVE's video feed to your computer via LAN network for enhancing your computer-based post-production workflow, such as online meetings, content creation, and even recordings. Simply make sure your computer is using the same network as StreamLIVE and you can go live, no need to connect to a USB capture card.



Output a Clean Feed from Your iPhone's or iPad's Camera

The free ATEN OnAir Cam App turns your camera into a video production tool for multi-cam livestreaming setups. Stream to livestreaming devices or applications, such as CamLIVE™, StreamLIVE™, OBS Studio, Zoom, and Teams with camera control.*

* An HDMI adapter is required to output a clean feed to ATEN CamLIVE™ and StreamLIVE™.

* An HDMI adapter and a video capture card are required to output a clean feed to a computer.

OnAir Cam

Download on the App Store

CLEAN HDMI VIDEO FEED UP TO 1080P60

CamLIVE™ **StreamLIVE™** **Computer**

Camera control functions:

- Front / Back Camera Switch
- Flashlight On/Off
- Microphone On/Off
- Focus
- Exposure Value

Watch the UC9020 How-To Video Series!

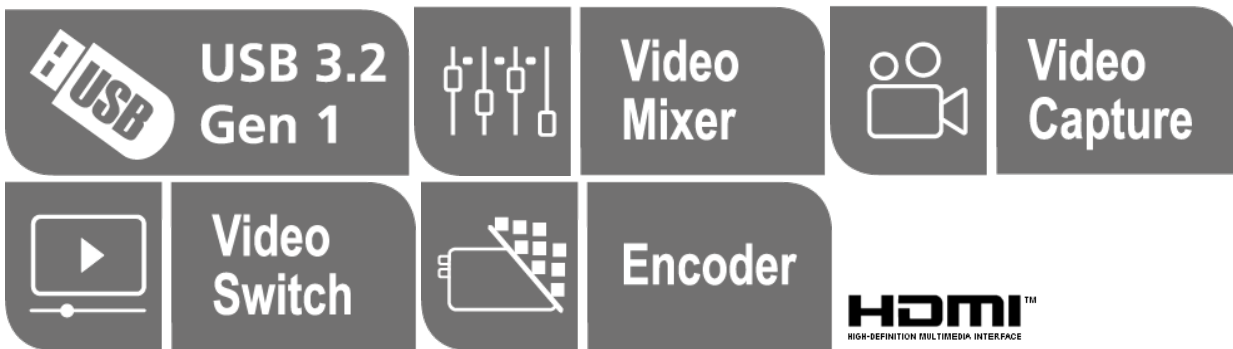
To help you better learn how to use the ATEN UC9020 StreamLIVE™ HD, we've created a series of videos with tips and hands-on footage. Topics include:

1. What is UC9020 StreamLive HD?
2. A brief look at the ATEN UC9020's hardware and software
3. How to use ATEN UC9020 StreamLIVE™ HD with a two-camera setup
4. How to edit scene presets with the UC9020 StreamLIVE HD
5. How to get the stream key for Facebook and YouTube on the ATEN UC9020 StreamLIVE HD
6. Learn how to adjust the settings in the ATEN UC9020 OnAir app
7. Which camera to use with the ATEN UC9020 StreamLIVE HD?

Talk to Our Experts

If you prefer to have ATEN contact you, please complete the form and a representative will be in touch with you shortly





Features

The StreamLIVE HD is a portable, all-in-one, multi-channel audio / video mixer device that integrates an 1080p video capture, video recorder, video switch, stream broadcaster, video converter, 4K video splitter, and audio mixer into one compact box to eliminate the hassle of working with different AV equipment. The StreamLIVE HD makes HDMI video sources broadcast for higher quality live stream to CDN platforms such as YouTube Live, Facebook, and Twitch.

For added convenience, the StreamLIVE HD features an intuitive app – OnAir, which is designed for use with supported Android / Windows devices or iPads, making it easy to monitor, edit image layouts, and adjust PIP settings. The StreamLIVE HD is PC and software-free, and with its well-designed control panel, it makes livestreaming operations smooth and effortless. Users can even preview video and monitor audio levels before going live with their web broadcast! To get started, simply connect audio / video sources to Ethernet and an ATEN OnAir-installed Android / Windows device or iPad, and you are ready to roll.

For enterprises in need of delivering remote presentations on Skype, Zoom, MS Teams, OBS, or other platforms for meetings, online events, and webinars alike, the StreamLIVE HD works with ATEN Stream to USB software, which helps convert streams into USB webcam signals. Moreover, the software enables operators to monitor the live production coming from all StreamLIVE HDs in a media pool and to broadcast each stream to the right destination.

When it comes to outputting content from an iPhone / iPad, usually UI elements appear on the video feed, which is not aesthetically pleasing. This is where ATEN OnAir Cam app helps! The app helps capture camera feed from an iPhone / iPad and turn it into an 1080p @ 60 Hz HDMI video source devoid of on-screen icons or overlays. Such clean camera feed can be used on the StreamLIVE HD for live stream rig or post production setup enhancement, achieving higher production value.

Whether users are capturing, editing or streaming, the StreamLIVE HD with its ergonomic and practical design, is flexible enough to fit all independent live streaming broadcasting environments. With a rich feature set, the StreamLIVE HD addresses the challenges that independent live streaming broadcasters encounter and provides an easy-to-use solution.

- All-in-one design to simplify streaming workflow – integrates 1080p video capture, video recorder, video switch, streaming encoder, video converter, video splitter, and audio mixer
- Professional-quality live streaming to global audiences by any CDN platform. With a low entry threshold, even entry-level users can quickly get started
- 1080p recording – features media recording that can be used to record a program and save recordings directly to a connected external hard drive via USB
- Intuitive app for preview and program monitoring, change video layout in Full Screen / PBP / PIP settings, adding image and subtitles overlays, and smooth scenes transitions for a professional finish
- Storyboard-like management – presets up to 8 scenes for later while streaming and during performances to reduce the need to interact with hardware
- Compact mixer control panel – switches and mixes between multiple video & audio sources with the help of easily identifiable luminous keys
- Fanless and optimized thermal airflow system for quiet operation
- Multitask designed handle-stand to enhance portability and ergonomic comfort angle
- Supports Android / Windows devices or iPads
- Works with ATEN Stream to USB software – converts streams from multiple StreamLIVE HDs into USB webcam signals for delivering remote presentations on Skype, Zoom, MS Teams, OBS and more
- Receives clean HDMI camera feed via ATEN OnAir Cam app – the app helps capture the iPhone / iPad camera feed and turn it into a clean 1080p @ 60 Hz HDMI video source without on-screen icons or overlays for the StreamLIVE HD's usage

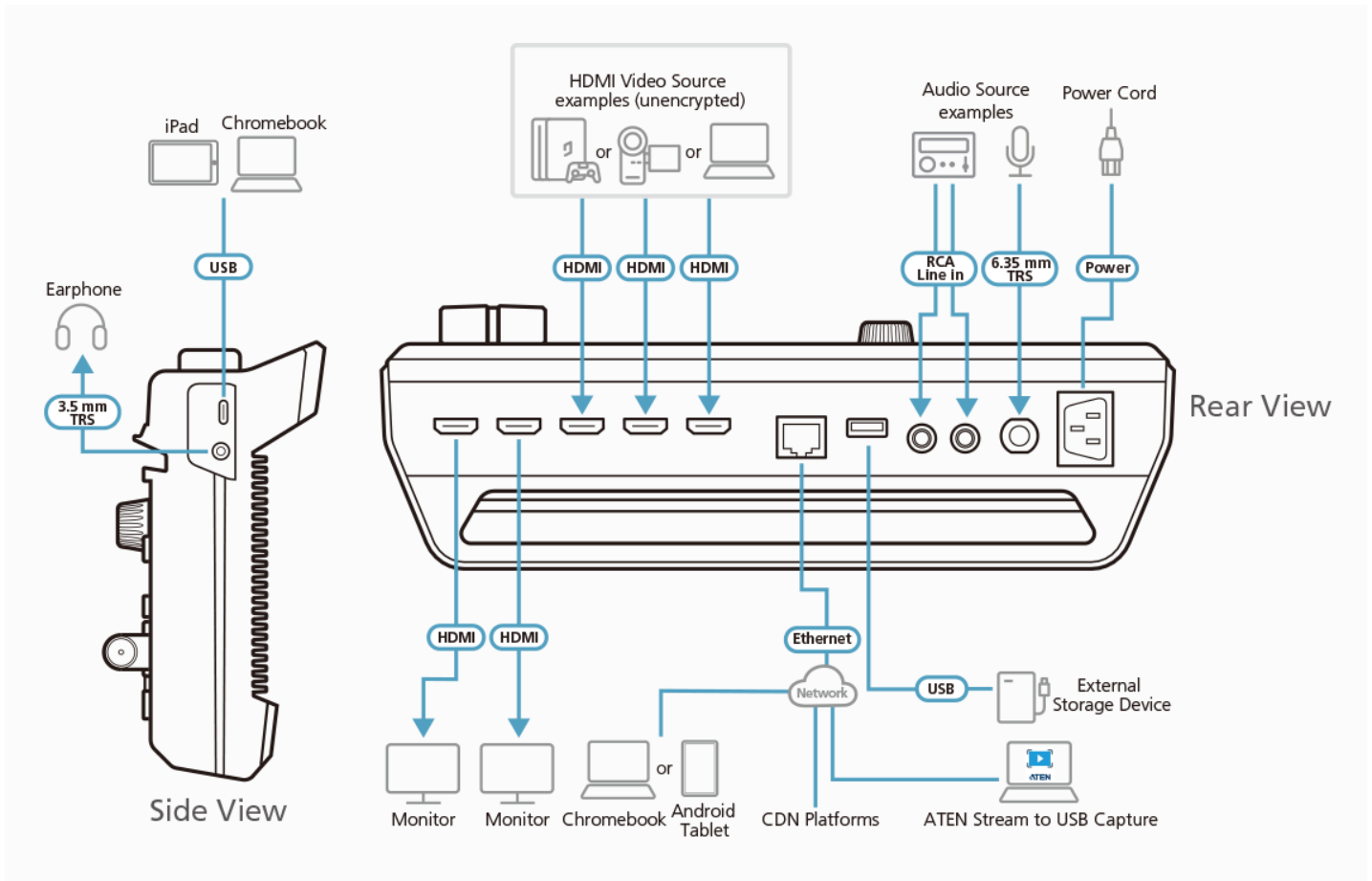
Specification

Video Input	
Interfaces	1 x 4K HDMI Type-A Female (up to 2160p60, unencrypted) 2 x HDMI Type-A Female (up to 1080p60, switcher, unencrypted)
Video Output	
Interfaces	1 x 4K Loop-Thru HDMI Type-A Female (up to 2160p60, unencrypted) 1 x PGM HDMI Type-A Female (up to 1080p60, unencrypted)
Video Sampling	4:2:2 8-bit
Color Space	4:2:2 YUV

Video Resolution	<p>HDMI 1 Input: VGA(640x480@60), 480p60/50/30/25, SVGA(800x600@60), XGA(1024x768@60), 720p60/50/30/25, SXGA(1280x1024@60), WXGA+(1440x900@60), UXGA(1600x1200@60 RB), WUXGA+(1680x1050@60), 1080p60/50/30/25, 2160p60/50/30/25</p> <p>HDMI 2A/2B Input:*</p> <p>VGA(640x480@60), 480p60/50/30/25, SVGA(800x600@60), XGA(1024x768@60), 720p60/50/30/25, SXGA(1280x1024@60), WXGA+(1440x900@60), UXGA(1600x1200@60 RB), 1080p60/50/30/25</p> <p>*Only selected port show video, another one show non-video photo or graph.</p> <p>SRC/PGM HDMI Output: 480p60/50/30/25, 576p60/50/30/25, 720p60/50/30/25, 1080p60/50/30/25</p> <p>HDMI Loop-Through Output: VGA(640x480@60), 480p60/50/30/25, SVGA(800x600@60), XGA(1024x768@60), 720p60/50/30/25, SXGA(1280x1024@60), WXGA+(1440x900@60), UXGA(1600x1200@60 RB), WUXGA+(1680x1050@60), 1080p60/50/30/25, 2160p60/50/30/25</p>
Audio Inputs	
Interfaces	<p>HDMI captured inputs (stereo) 1 x Mic input, 1/4" TRS jack (dual mono) 1 x Line input, RCA jack, signal level: -10 dBV</p>
Audio Outputs	
Interfaces	<p>HDMI outputs (stereo) 1x 1/8" TRS jack (stereo)</p>
Network Protocol	<p>Dual-stream encoder supports direct live streaming to CDN sever over ethernet using Real Time Messaging Protocol (RTMP/RTMPS)</p> <p>----- Video Encoding</p> <p>Format: H.264 Bit rate: 512Kbps~10Mbps Color format: YUV420 Resolution: 1080p30/25, 720p60/50/30/25, 480p60/50/30/25</p> <p>----- Audio Encoding</p> <p>Format: AAC Sampling Rate: 48kHz Bit rate: 128kbps</p>
Recording Storage	<p>Max. video resolution: 1080p30/25 File format : MP4 Support media: USB 3.x compatible mobile drive (HDD / SSD), at least 32GB of free space</p>
Connection	<p>1x USB 3.1 Gen1 Type-A Female (Blue) 1x USB2.0 Type-A(White) 1x GbE LAN port</p>
Environmental	
Operating Temperature	0 - 40 °C
Storage Temperature	-20 – 60 °C
Humidity	0 - 80% RH, Non-Condensing
OS Support	<p>System requirements for iPads:</p> <ul style="list-style-type: none"> • iPad Pro (3rd gen or later) with iOS 11 and above <p>The following iPad with iOS 11 and above (Additional Apple Lightning USB 3 Adapter is required):</p> <ul style="list-style-type: none"> • iPad Pro (1st and 2nd gen) • iPad (5th gen or later) • iPad Air (3rd gen or later) • iPad Mini (5th gen or later) • OnAir App for iPadOS from Apple App Store <p>System requirements for Android tablets:</p> <ul style="list-style-type: none"> • Android 9 and above • Octa-Core ARM Cortex grade CPU and above • Minimum 2.75GB system RAM • OnAir App for Android from Google Play Store <p>System requirements for Chromebook:</p> <ul style="list-style-type: none"> • Chromebook with Android APP support • OnAir App for Android from Google Play Store <p>System requirements for Windows PC:</p> <ul style="list-style-type: none"> • A PC with Windows 10 version 17763.0 or higher, 32/64-bit • CPU: Intel® i3 Dual Core 2.8Ghz or higher • RAM: 4GB or more • OnAir App for Windows from Windows Store <p>• UC9020 with Firmware Ver.1.6.153 and above is also required</p>

Power	
Maximum Input Power Rating	IEC C14, 100-240 Vac (w/250V fuse)
Power Consumption	AC110V:12.9W:80BTU/h AC220V:12.7W:79BTU/h Note: <ul style="list-style-type: none"> • The measurement in Watts indicates the typical power consumption of the device with no external loading. • The measurement in BTU/h indicates the power consumption of the device when it is fully loaded.
Physical Properties	
Housing	Metal
Weight	1.89 kg (4.16 lb)
Dimensions (L x W x H)	28.85 x 18.99 x 9.66 cm (11.36 x 7.48 x 3.8 in.)
Note	For some of rack mount products, please note that the standard physical dimensions of WxDxH are expressed using a LxWxH format.

Diagram



ATEN International Co., Ltd.

3F, No.125, Sec. 2, Datong Rd., Sijhih District., New Taipei City 221, Taiwan
 Phone: 886-2-8692-6789 Fax: 886-2-8692-6767
 www.aten.com E-mail: marketing@aten.com



© Copyright 2015 ATEN® International Co., Ltd.
 ATEN and the ATEN logo are trademarks of ATEN International Co., Ltd.
 All rights reserved. All other trademarks are the property of their respective owners.